

TO MT. HOPE AVENUE →



ELMWOOD AVENUE

THOMAS H. JACKSON DRIVE

EAST DRIVE

CRITTENDEN BOULEVARD

TO MT. HOPE AVENUE →

School of Medicine and Dentistry (Ground Floor)

Emergency (Ground Floor)

Eastman Dental Center

Visitor Parking Garage

Lobby Information Desk

Visitor Parking

Kormberg Medical Research Building

Cafeteria

Garage Elevators

Silver Elevator

Ambulatory Center

Class of '62 Auditorium

Miner Library

Orange Elevator

Purple Elevator

Family Waiting Room

Bus Loop

James P. Wilmot Cancer Center

Strong Behavioral Health





MRBX

Blue Elevator

(Strong Behavioral Health Entrance from Visitor Parking on Ground Floor)

Helen Wood Hall School of Nursing

Eye Institute (Entrance and Parking on Ground Floor)

-  ELEVATOR
-  HANDICAP RESTROOMS
-  PAY TELEPHONES
-  RESTROOMS



1st Floor